



IDEALPOWER

experts in power conversion

Ideal Power Ltd Product Specification Document

Description	Ext. PSU
Model Number	25K-AB-050A400-D5
Revision	A4
Notes	-

CUSTOMER APPROVED SIGNATURES			VENDOR APPROVED SIGNATURES		
					

Ideal Power Ltd

Ideal Power, Ideal House, Tree Beech Enterprise Park, Gunn, Barnstaple, Devon, EX32 7NZ, England, UK

Tel: +44 (0) 845 260 3400

Email: sales@idealpower.co.uk

Web: www.idealpower.co.uk

CONTENTS

1. INTRODUCTION
2. INPUT REQUIREMENTS
3. OUTPUT REQUIREMENTS
4. EFFICIENCY
5. LINE REGULATION
6. HOLD UP TIME
7. TURN ON TIME
8. TEMPERATURE COEFFICIENT
9. DIELECTRIC STRENGTH (Hi-Pot) TEST
10. INSULATION RESISTANCE
11. PROTECTION
12. ENVIRONMENTAL CONDITIONS
13. EMI/ EMC
14. RELIABILITY AND QUALITY CONTROL
15. SAFETY
16. OVERALL DRAWING
17. PACKING
18. MARKING

1.0 INTRODUCTION

This document specifies a switching power supply with a output of +5V, and electronic process. The switching power supply will provide power for technology equipments including electrical business equipment. The adaptor meets the requirement of lead free and RoHS.

2.0 INPUT REQUIREMENTS

2.1 Input Voltage Range: 100(-10%)VAC to 240(+10%)VAC

2.2 Input Frequency Range: 47 Hz to 63 Hz

2.3 Input Power Consumption at no-load : 0.3W Max

2.4 Input In-rush Current: 50A Max

2.5 Input Current: 0.8A Max

3.0 OUTPUT REQUIREMENTS

3.1 Output Voltage: +5V

3.2 Output Regulation: 4.75-5.25V

3.3 Output Load Range: 4.0A

3.4 Output Ripple & Noise: 200mV Max @20MHz bandwidth with
10UF/50V capacitance and 104/50V ceramic capacitor.

4.0 EFFICIENCY: $\geq 78.56\%$ @ average of 25/50/75/100% loads 115V&230VAC input

5.0 LINE REGULATION: $\pm 2\%$ maximum

6.0 HOLD UP TIME: 10ms Min at 110VAC full load.

7.0 TURN ON TIME: 2S Max at 110VAC full load.

8.0 TEMPERATURE COEFFICIENT: 0.05%/°C

9.0 DIELECTRIC STRENGTH (Hi-Pot) TEST

Primary to Secondary : AC 3.0 KVrms, 4mA, 1 minute for type, 2 second for production test.

10.0 INSULATION RESISTANCE

Primary to secondary: 50M OHM to 500VDC.

11.0 PROTECTION

11.1 Input Protection

The switching power supply has a 2 Amps inner current fuse to protect itself.

11.2 Output Protection

11.2.1 Output Current:

Overload conditions shall decrease the output voltage. Removal of an output overload shall provide automatic recovery for the output voltage.

11.2.2 Short Circuit Protection: Auto Recovery.

12.0 ENVIRONMENTAL CONDITIONS

The switching power supply can withstand the following environmental conditions:

12.1 Storage Temperature: -20°C ~ +70 °C

Relative Humidity: 10% ~ 95%

12.2 Operation Temperature: 0°C~40°C

Relative Humidity: 10%~95%

13.0 EMI / EMC

The switching power supply has approved by the following standards:

FCC PART 15B AS/NZS 55022/55024 J55022(H22)

(1)EN55022(EN61000-3-2.EN61000-3-3) GB9254-2008,GB17625.1-2003

(2)EN55024(IEC61000-4-2.IEC61000-4-3.IEC61000-4-4.IEC61000-4-5.

IEC61000-4-6.IEC61000-4-8.IEC61000-4-11.)

14.0 RELIABILITY AND QUALITY CONTROL

14.1 Burn-in

The burn-in test will be performed at least 2 hours at 40 centigrade degrees under full load condition.

14.2 MTBF

When the operation is complying with this specification, the switching power supply's MTBF will be 50,000 hours at 25 centigrade degrees.

15.0 SAFETY

The switching power supply has approved by the following safety standards:

UL60950-1 2nd Edition ,2007-03-27 CSA C22.2 NO.60950-1-07,

2nd Edition.2007-03 BS EN 60950-1:2006+A1+A12

EN 60950-1: 2006+A11+A1+A12 AS/NZS 60950.1:2011

電気用品の技術上の基準を定める省令第2項

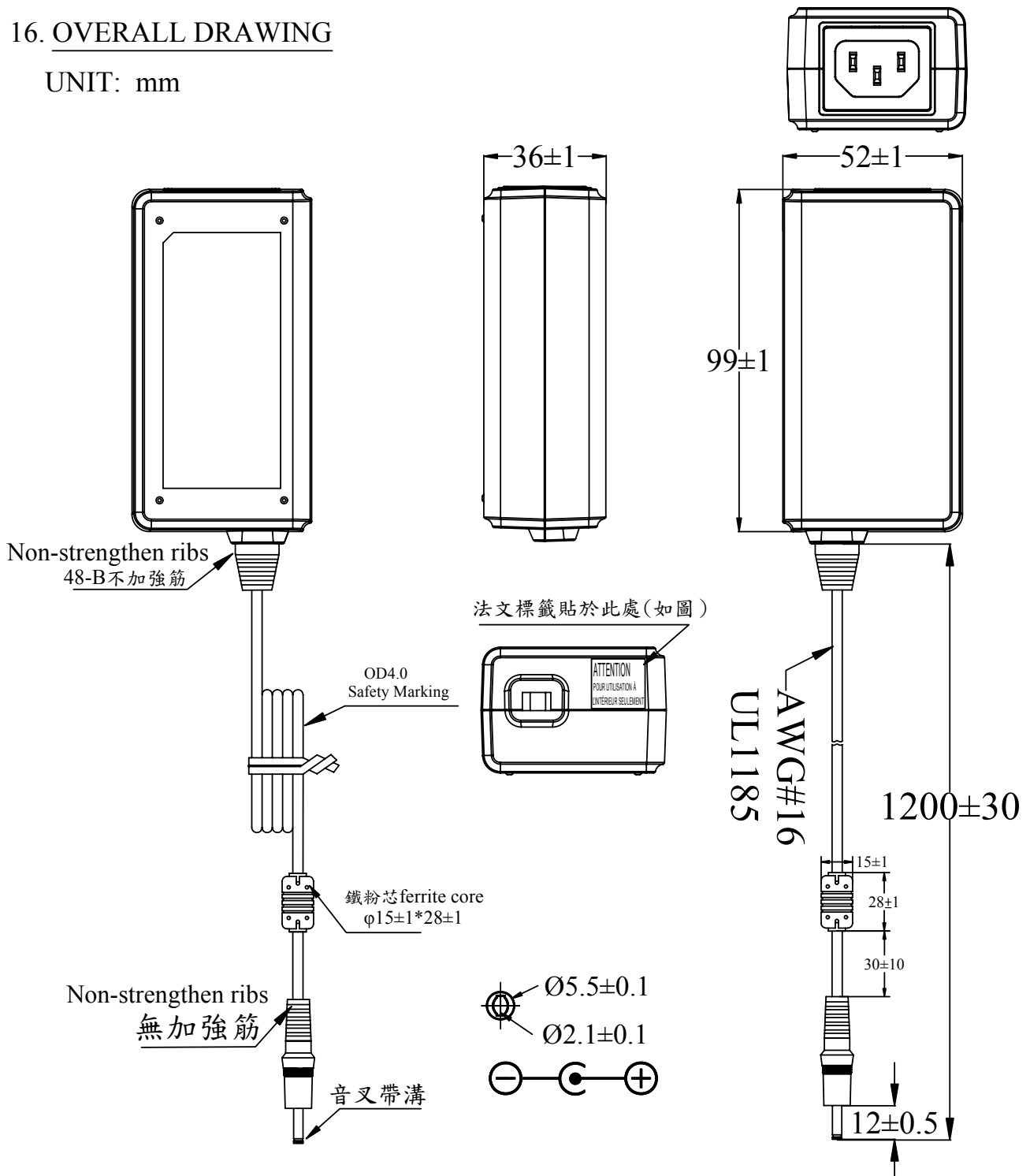
Article 2 of The Technical Requirements of the METI Ordinance

J60950-1 (H22) 及び J55022 (H22)

GB4943.1-2011

16. OVERALL DRAWING

UNIT: mm



17. PACKING

17.1 Inner Box

UNIT: mm

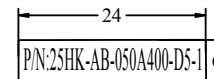
BOX (
 Normal BOX
 Corrugated BOX)

Length: 120

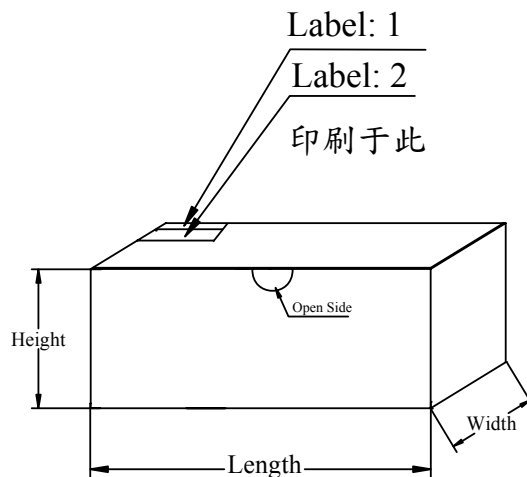
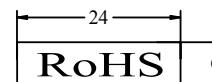
Width: 60

Height: 52

Label: 1



Label: 2



Material: A卡400磅(0.53t)White

NOTICE:

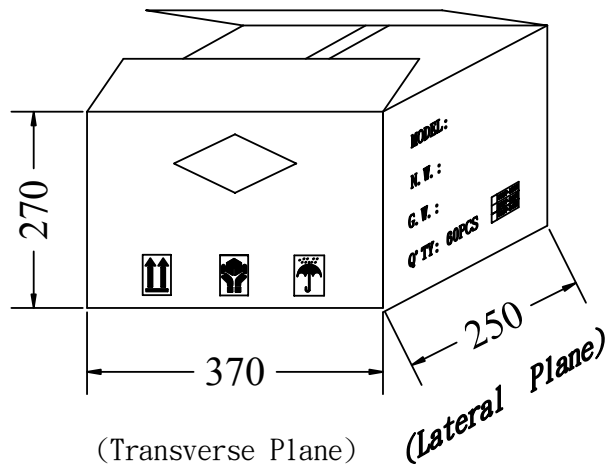
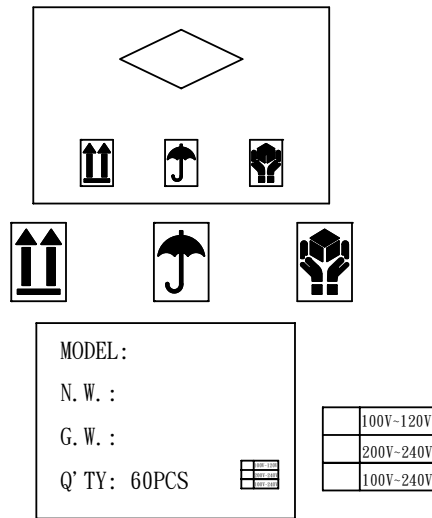
Its probably different from the white box of the sample and the figure dimension.
The white box is used to pack during product.

注意: 樣品使用的小白盒尺寸可能與此圖面尺寸不同, 此圖面尺寸是用于生產時的包裝.

17. PACKING

17.2 Carton

UNIT: mm



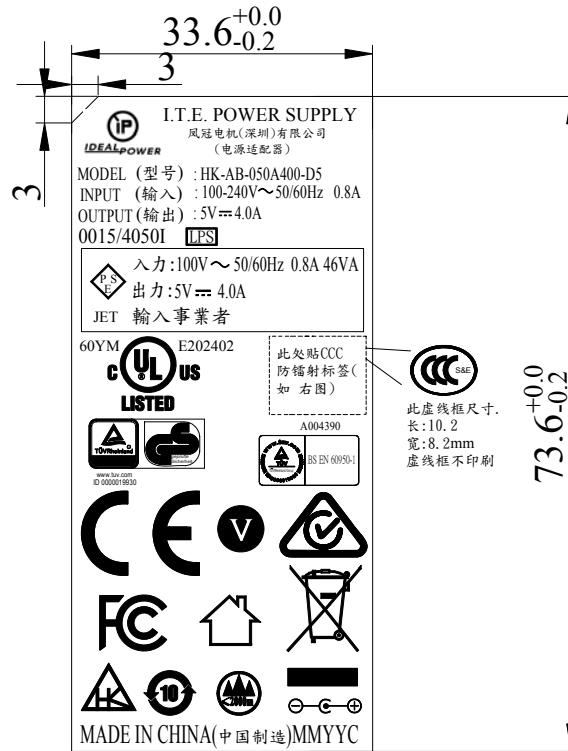
18. MARKING

LASER PRINTING ON THE PLASTIC CASING

200# CPC 合成紙+上光 NAME-PLATE: WHITE CHARACTERS BLACK BACKGROUND.

UNIT: mm

MMYYC
month year
made in China
by Hon-kwang



法文標籤貼於CASE上

銅板紙表面上光 NAME-PLATE: BLACK CHARACTERS WHITE BACKGROUND.

